

Open Up

A guide for Open Houses



«It was hard work but lots of fun.
...we were very encouraged by
comments and sales»

AOH participant



Contents

	page
1 Artists Open Houses Mission Statement	3
2 Artists Open Houses – a brief history	4
3 AOH – Who we are and what we do	6
4 What I do I get from taking part?	7
5 Am I eligible to take part?	9
6 Taking part	10
6.1 Should I join a trail?	10
6.2 How do I register?	11
6.2.1 Virtual Open House Listing	11
6.3 What will it cost me?	11
6.4 Uploading my listing	12
6.5 Individual Enhanced Artists listings	13
6.6 Selecting a brochure image	14
6.7 AOH leaflet and brochure distribution	14
6.8 AOH May festival timeline	14
7 Opening my house	15
7.1 Do I need insurance?	15
7.2 Are there any other costs?	15
7.3 Should I share costs with artists showing in my house?	16
7.4 Do I need any extra publicity?	17
7.4.1 AOH banners	17
7.4.2 Social media and PR	18
7.4.3 House flyers and e-flyers	18
7.4.4 Email Lists	18
7.4.5 Individual open house websites	18
8 What else do I need to know?	19
8.1 Opening times	19
8.2 Getting the house prepared	19
8.3 Should I provide refreshments?	21
8.4 Laying out the show	21
8.5 Pricing and framing	22
8.5.1 Artists support pledge	22
8.6 Invigilation	23
8.7 Private view	24
8.8 Meeting and greeting visitors	24
8.9 Paying for work	25
8.10 Methods of payment	25
8.11 Suppliers	26
9 Joining a trail: AOH Trail Contacts	27
Appendix Covid 19 information	28

Cover images:

Top left, top centre, bottom centre and bottom right,
all courtesy of the artists.

Top right, bottom left and background: Syl Ojalla

Artists Open Houses Mission Statement

Artist Open Houses (AOH) helps artists connect with audiences in self-curated, non-traditional art spaces; which means usually (but not exclusively) artists' own homes.

To this end we co-ordinate and promote open house festivals, during May alongside the Brighton and Fringe Festivals, and a Winter festival in November/December.

Involvement in AOH festivals is open to anyone living within the 01273 telephone code area. Our ethos is inclusive rather than selective, encouraging participation from artists and makers of all ages, at all stages of their careers and from all parts of the community, including school and college students and artists who might otherwise be excluded or marginalised from the art world mainstream.

With a focus on quality and value for money, we work to bring a dynamic mix of arts and crafts from a comprehensive range of artists to the widest possible audience, providing visitors and viewers with engaging and inspiring experiences.

We are the oldest and largest Open House movement, proud of our roots within the diverse and vibrant artists' community of Brighton and Hove. We continue to innovate and evolve, reflecting the experience and professionalism as well as the youth and freshness of the city's artists.

Artists Open Houses (AOH) is an open-to-all, inclusive festival, welcoming artists of all ages at all stages of their careers, working in all media. As a not for profit company, Artist Open Houses works to support and encourage artists to realise their creative potential.

Artists Open Houses – a brief history

« It's great that AOH is
such an important part of
the May festival »

AOH visitor

Brighton's open house phenomenon began in 1982, when Fiveways artist, Ned Hoskins (pictured below), opened his front door to the public, inviting visitors into his home to view his own work and that of a group of friends. Other artists in the area followed suit, to form the Fiveways Artists Group. Soon other trails sprang up around the city and the open houses were born. Initially appearing as a brief listings section within the early Brighton Festival brochures, open houses were subsequently moved to the Brighton Fringe. However, as this brochure contained neither images nor maps for open houses and the listings were buried within its many performance arts pages, trails were ultimately reliant on producing and distributing their own leaflets to market and promote them. Visitors to the open houses had to collect around 13 different trail leaflets in order to cover all the disparate trails.

Hence Artists Open Houses (AOH) was set up in 2004 by a group of open house artists, acting on the necessity of producing a brochure uniting all the individual trails. The initial idea was simple, but soon expanded to include a website, PR, marketing, distribution and had grown into co-ordinating a full-blown festival in its own right. The clear, single brand identity for all the open houses made it much easier for visitors to have a strong image of who we are and how to find the open house venues, resulting in audience figures greatly expanding over time accordingly.

Although the Artists Open Houses festival now stands as an important festival in its own right, it does not forget its roots, ensuring that procedural decision making is inclusive, by consulting extensively with participating artists via regular discussion groups, trail and venue feedback and online surveys carried out with open houses throughout the year.





Artists Open Houses – Who we are and what we do

Artists Open Houses Ltd is a not for profit company which co-ordinates and promotes the AOH festivals through its brochures, leaflet maps, website: www.aoh.org.uk social media, PR and marketing, throughout the year.

We organize two annual festivals: one in May to coincide with the city's Brighton and Fringe Festivals and a smaller Winter festival. The May festival runs over the first four full weekends of May; the Winter festival generally covers the last weekend in November and first two in December.

AOH Ltd is run by a small, but dedicated organisational team, each with a responsibility for a specific area, e.g. admin and artist support, sales, sponsorship and fundraising, social media, marketing, finance, festival development, etc. Where necessary, we outsource work to professional suppliers to undertake jobs such as PR, web development, distribution and design. In doing so, we always source the most cost effective route, whilst never losing sight of the importance of quality.

We keep our costs and the listings fees for houses as low as possible by not having an office and by working hard to attract advertisers, sponsors and other funding bodies, without whose support we would not be able to provide the service we currently do. The Artists Open Houses festival at present receives no regular public grant funding of any kind.

« I like being surprised.
AOH is incredible.
There's nothing like it! »

AOH visitor



BECKY BLAIRS

What do I get from taking part?

« [There is] a feeling of being part of a consolidated organisation, open to the community which adds a lot of value to the festival. AOH is an organisation to be proud of »

AOH participant

By registering as an AOH venue you will benefit from the following:

- Your Open House listing will be appear in the AOH printed brochure (print run 50,000), distributed throughout Brighton Sussex, SE region
- Your Open House will be listed in the AOH printed leaflet map (print run 50,000) distributed throughout Brighton Sussex, SE region and London
- Your Open House listing will appear on the AOH website, with additional options to add online gallery images and video uploads: Last May's festival saw over 100,000 - check with Lisa? unique visitors in the run up to and during the festival period
- Website listings options include: Artists listings featured in the Artist and Media online search; individual Enhanced Artists Listings, allowing an image of each artist's work, a link to the artist's websites and their contact details, with priority on the Artist and Media online search
- Dedicated trail maps and travel information
- Year round social media campaign, including Facebook, Twitter, Pinterest, Instagram, regular newsletters and blog
- Professional PR campaign, offering extensive local, regional and national media, press, TV and radio coverage
- Digital and TV marketing campaigns with partners Culture Calling (London and South East), Latest TV, Visit Brighton
- Joint marketing campaign with Brighton Festival and Brighton Fringe
- Reciprocal ads in Brighton Festival and Brighton Fringe brochures
- Advertising in relevant local and regional arts and culture publications
- Reciprocal press, adverts, digital content and social media locally and regionally with arts partners including Brighton Art Fair, MADE, Brighton Photo Fringe, Pallant House Gallery, Fabrica, Phoenix Art Space, ONCA and others
- Lamppost advertising
- Street stencils
- Bill board advertising
- Personal support and advice offered to all venues
- Online Guide to Opening your House
- Awards Event including: Best Open House and Brochure Cover Artist Awards
- AOH launch party
- Invitations to attend discussion groups and take part in online feedback surveys
- The opportunity to join a local art trail
- The opportunity to buy AOH branded banner and bunting to advertise your Open House



« It's an exciting affirming event. I get to talk to amazing people, feel I am part of a community. It's a good place to sell my work and collaborate with other artists »

AOH participant



Am I eligible to take part?

The AOH festivals cover the 01273 telephone code area and are open to any practising artists and craft makers in this area. Third party intermediaries are welcome to host an open house, exhibiting artists' work, but may not promote their business as part of their AOH listing (they can take an advertisement in the AOH brochure to promote their business, in addition to their listing, if they wish).

Many open houses invite 'guest artists' to show work alongside their own and to share the costs involved in taking part in the festival. Guest artists coming from any geographic area are welcome to exhibit in the Artists Open Houses festival. If you would like to invite artists to exhibit in your house but don't know of any, you could try looking at the Artists' Directory on the AOH website:

<https://artists-seeking-houses.aoh.org.uk>

Unlike some Open Studio events in other parts of the country, payment for a listing is by venue rather than by artist. This means that the costs can be divided up amongst all the artists exhibiting in one venue, keeping costs affordable to all.

On registering for AOH, you will be asked to upload an online listing for your venue, which will be displayed both in the AOH printed brochure and on the website. Your listing can take the form of a single listing (i.e. a quarter A5 page, containing a single image), a double listing (i.e. a half A5 page containing two images), or a full A5 page containing up to 4 images.

NB Brochure listing size – please note:

- Venues with 2-3 studios (or occupancies) must take a minimum of a **double listing**
- Venues with more than three studios (or occupancies) must take a **full-page listing**
- Venues with more than 15 artists must take a minimum of a **double listing**
- Venues with more than 30 artists must take a **full page listing**.

For a small additional cost, individual online Artists Listings can be added, allowing each artist to have an image of their work appearing on their venue's online listing, with a link to their own website and contact details. Artists who have 'Enhanced' their individual online listings are also prioritised on the 'Artists' section of the AOH website. This section also offers an online venue, artist and media search, where visitors to the site can easily search for you and your artists (see: 6.4 Individual Enhanced Artists listings).

During registration you will also be offered an online gallery of 12 images, where you can upload examples of your or your artists' work and which you can revise at any time up to and throughout the festival period.

You will also be able to upload a video of your Open House or studio, where you can talk to virtual audiences about your work, the ideas behind it and method of making it. You can upload a new video at any time up to and throughout the festival period.

If you would like more information on getting involved in AOH, you can contact: info@aoh.org.uk

Taking part

«People who are regular trail-followers now look for us and some of the artists who regularly exhibit with us»

AOH participant

6.1 Should I join a trail?

The Artist Open Houses May festival is composed of a series of separate 'trails'. (NB: trails do not apply to the smaller Winter festival). You do not have to join a trail to take part in AOH May festivals, but many people choose to for reasons outlined below. These trails cover most areas of the city, plus some surrounding areas. To some extent, trails operate autonomously, setting their own membership criteria and joining fees (which are used to promote the individual trail and are not paid to AOH). Although the AOH ethos of inclusivity is strongly encouraged, it is each trail's ultimate decision as to who may and may not join their trail, when they close membership to new members, and if and how much they charge as an annual membership fee. Some trails charge no fee and the large majority have no membership conditions.

When you register online for AOH you will be asked if you would like to join a trail and, if so, we will put in contact with your local 'Trail Contact'. Each trail nominates one or two Trail Contacts, who are the initial point of contact for new members wanting to join their trail. Trail Contacts' details can also be found at the end of this guide, as well as on the Contacts page of the AOH website:

<https://aoh.org.uk/contact-us/trail-contacts-information/>

The Trail Contacts will be able to let you know their trail's joining criteria, if any, and keep you updated of any trail meetings they might hold. Trail Contacts will also inform you of the collection point where you can collect your allocation of AOH brochures and leaflet maps in the weeks before the festival starts.

Many people like to join a trail as it can be helpful and stimulating to share information and ideas with other artists and trail members. If you are opening your house for the first time, it can be useful to receive some advice from veterans. Trail meetings provide an opportunity for trail members to discuss issues and prompt one another as deadlines approach. Each trail has a different way of working, but most provide a good degree of support for new members.

You are also likely to receive more visitors if you are a part of a trail. Many visitors like to follow a designated trail route and enjoy the identity and presence of a trail. Although AOH provides a full marketing and promotional service for all open houses taking part in the festival, some trails like to add a little bit more by, for example, producing a trail flyer or creating a trail website. By being a member of a trail you may benefit from this extra joint trail publicity and the trail identity created, as well as from the fact that other trail members will often direct visitors to your door.

However, joining a trail is by no means obligatory and, although many people enjoy the sociable aspects provided by the majority of trails, joining groups, attending meetings and taking on responsibilities is not everyone's cup of tea. If you prefer not to get involved in a trail, if there is no trail in your area, or your local trail is not taking new members, you can always register your open house as an AOH Independent venue (contact info@aoh.org.uk if you need more information on this).

6.2 How do I register?

Registration for the AOH May festival opens in December and closes in early (mid?) February. Registration for the AOH Winter festival opens in mid August and closes in mid September.

Open houses register individually, by completing the online registration form and paying online.

There are three listing sizes:

A **full A5 page** listing, allowing you four images and a 2,200 character (approx 300 words) description of your venue, artists and media.

A **half A5 page**, or double listing, allowing you two images and a 1,100 character (approx 150 words) description of your venue, artists and media.

A **quarter A5 page**, or single listing, allowing you one image and a 550 character (approx 75 words) description of your venue, artists and media.

For the AOH May festival:

Early bird discounted payment rates, run to the end of January.

Normal payment rates run until mid February.

Late payment rates run until registration closes, in late February, at a slightly higher price.

See dates and rates: <https://aoh.org.uk/dates-and-rates/>

6.2.1 Virtual Open House listing

Once main registration closes (late February for the May festival) you can now still register to take part take part as a Virtual Open House. As a Virtual Open House your listing will appear online only (not in the printed brochure) and you can only be visited virtually i.e. by visiting your online listing, not by visiting your house in reality. As a Virtual Open House you will be able to upload a main image and a 550 character (approx 75 words) description. As well as a gallery of 12 images and a video (see Uploading my listing on page 12 for more info), A Virtual Open House listing will cost you £100 and you can register at any time up until the start of the festival.

6.3 What will it cost me?

The dates and rates for registering for this May's festival are here:


<https://aoh.org.uk/dates-and-rates/>

The smaller Winter festival has lower rates. Registration .opens in August (see AOH website for dates and rates)

Sharing the cost of your listing with your venue's participating artists makes taking part in the AOH festival affordable for all.

Your full listing will appear both in the AOH printed brochure and online listings. You will also be listed in the AOH printed leaflet/map.

1 Dion Salvador Lloyd
18 Goldstone Villas, Hove BN2 3RD



Brighton has established artist Dion Salvador Lloyd warmly welcomes you to celebrate his 20th consecutive year of Open House. He has taken his studio to create new works during these challenging times. Taking time to connect with his practice and focus on creating a new exhibition of contemporary oil paintings. These paintings are invitations to travel and dream, imagination and familiar, a chance to wander through landscapes and watch new landscapes unfold – we have been here before and we will return. Inspired by galleries in London and the UK. Commissioners undertaken. Open by appointment on all other days and dates throughout the year.

www.dionsalvadorlloyd.com
info@dionsalvadorlloyd.co.uk
07786 421 365

HOUSE
11:00-18:00
12:00-18:00
13:00-18:00
14:00-18:00
15:00-18:00
16:00-18:00
17:00-18:00
18:00-18:00

21

Example of a full page listing

9 The Ceramic House
75 Stanner Villas, Brighton BN1 7DN



For our 10th anniversary, The Ceramic House presents a series of artworks, including a limited edition print, a sculpture, and a ceramic house. It is the first time in its history that the house has been open to the public. The house is a unique blend of traditional and modern ceramic art, featuring a variety of techniques and materials. The house is open to the public for the first time, and it is a great opportunity to see the work of a talented artist. The house is open to the public for the first time, and it is a great opportunity to see the work of a talented artist.

www.theceramichouse.co.uk
01323 551 353

HOUSE
11:00-18:00
12:00-18:00
13:00-18:00
14:00-18:00
15:00-18:00
16:00-18:00
17:00-18:00
18:00-18:00

10 Stuart and Mark and Friends
21 Cornhill Gardens, Brighton BN1 5DE



Stuart and Mark and Friends are a group of artists who have been working together for many years. They have a shared passion for art and a commitment to creating high-quality work. Their work is inspired by a variety of sources, including nature, travel, and personal experience. They have a unique style that combines traditional techniques with modern materials. Their work is open to the public for the first time, and it is a great opportunity to see the work of a talented group of artists.

www.stuartandmarkandfriends.co.uk
01323 551 353

HOUSE
11:00-18:00
12:00-18:00
13:00-18:00
14:00-18:00
15:00-18:00
16:00-18:00
17:00-18:00
18:00-18:00

Examples of (double) half page listings

9 Clare Maria Wood
68 Carlisle Road, Hove BN2 4ES



Clare Maria Wood is a contemporary artist who works in a variety of media, including oil, watercolor, and mixed media. Her work is inspired by a variety of sources, including nature, travel, and personal experience. She has a unique style that combines traditional techniques with modern materials. Her work is open to the public for the first time, and it is a great opportunity to see the work of a talented artist.

www.claremariawood.co.uk
01323 551 353

HOUSE
11:00-18:00
12:00-18:00
13:00-18:00
14:00-18:00
15:00-18:00
16:00-18:00
17:00-18:00
18:00-18:00

10 Encounters
12 Langdon Road, Hove BN2 4RN



Encounters is a group of artists who have been working together for many years. They have a shared passion for art and a commitment to creating high-quality work. Their work is inspired by a variety of sources, including nature, travel, and personal experience. They have a unique style that combines traditional techniques with modern materials. Their work is open to the public for the first time, and it is a great opportunity to see the work of a talented group of artists.

www.encountersart.co.uk
01323 551 353

HOUSE
11:00-18:00
12:00-18:00
13:00-18:00
14:00-18:00
15:00-18:00
16:00-18:00
17:00-18:00
18:00-18:00

11 The Round Space Studio
The Round Space Studio, 17 Worcester Villas, Hove BN2 5TB



The Round Space Studio is a contemporary art space that is open to the public for the first time. It is a great opportunity to see the work of a talented group of artists. The studio is open to the public for the first time, and it is a great opportunity to see the work of a talented group of artists.

www.theroundspacestudio.co.uk
01323 551 353

HOUSE
11:00-18:00
12:00-18:00
13:00-18:00
14:00-18:00
15:00-18:00
16:00-18:00
17:00-18:00
18:00-18:00

12 Art & Indian Taps
17 Worcester Villas, Hove BN2 5TB



Art & Indian Taps is a group of artists who have been working together for many years. They have a shared passion for art and a commitment to creating high-quality work. Their work is inspired by a variety of sources, including nature, travel, and personal experience. They have a unique style that combines traditional techniques with modern materials. Their work is open to the public for the first time, and it is a great opportunity to see the work of a talented group of artists.

www.artandindiantaps.co.uk
01323 551 353

HOUSE
11:00-18:00
12:00-18:00
13:00-18:00
14:00-18:00
15:00-18:00
16:00-18:00
17:00-18:00
18:00-18:00

Examples of (single) quarter page listings

6.4 Uploading my listing

During registration you will be asked to upload an image of your/your guest artist's work (2 images if you are taking a double listing, 4 if you are taking a full page) and a description of your Open House. This description may just include a list of your artists and their media, or you may like to give a more general description of your Open House. Whatever you choose to include, you will need to keep within a specified word limit. This is to ensure that when replicated within the printed brochure, the text is large enough to read and your image is not consequently too small to be properly viewed. Remember that visitors are often more influenced by an Open House's brochure image when selecting venues to visit, rather than reading a lot of text.

In addition to the above, which will appear in your online and in your printed brochure listing, your online listing now gives you the opportunity to upload a further 12 images of your own or guest artists work to your Online Gallery. You can also add contact details and links to your/ your guest artists email, Etsy or website, so that visitors to the site can buy work directly from you (you may also buy further 12-images packages for £10 per pack)

You can also make and upload a video to your listing, showing samples of your and/or your guest artists work, the processes of making and ideas behind the work. Or you may like to offer a guided tour around your Open House for audiences who are unable to visit your house in person, this could include visitors from anywhere around the world and introduce them to your work!

You will be able to add to your image gallery and video upload at any time up to the end of the festival period.

As part of the registration process you will be invited to upload your own and your guest artists names and media to the Artist section of the AOH website, so that you, your venue and all your artists will be searchable via the AOH online artists, media and venue search facility:

<https://aoh.org.uk/summer2021/artists/> For a small charge, you and your artists can also enhance your individual Artists' Listings (see Individual Artists Listings below). Each artist can upload an image, website and contact details and description of their work, providing a greatly increased presence both on the Open House online listing and on the artists' and media search.

During the online registration process you can order a banner, bearing the AOH logo, as well as branded bunting to display on your house front during the festival. If you miss out during registration, you can still purchase both of these up until early April by contacting info@aoh.org.uk

Banners cost £50 and are durable and reusable.

Bunting costs £20 per 10 metre pack.

Payments are processed using Sagepay. There are clear instructions throughout the online registration process, but if you run into problems while uploading your listing, you can email AOH for support at: info@aoh.org.uk

«My favourite event of the year –
and I live in London! »

AOH visitor

6.5 Individual Enhanced Artists listings and Artists and Media search

Many open houses would like to be able to let visitors know about all the artists exhibiting in their house – and this may be more than can be given coverage through the one or two images in your printed brochure listing. You and your artists can do this online. For just £10 per artist, you and your artists can take out individual Enhanced Artists Listings, enhancing your own and each of your guest artists' presence, in your online listing. This allows you and your artists to add an image of your work, contact details and a link to each person's website. Each Enhanced Artists' image will appear on your open house's online listing page and will also link to the AOH website's 'Artists' section, prioritising all Enhanced Artists in and in the online Artist and Media search.

Take a look at a venue where all artists have added their details:

<https://aoh.org.uk/house/may2018/encounters-3>

And at the Artists' and Media search:

<https://aoh.org.uk/may2018/artists/>

« I got my first ever exhibition and it was lovely to see my art hanging amongst other artists »

AOH participant

Pottery Gagliano

15-30 Hollingdean Road, Brighton, BN2 4AA

[Beyond the Level](#)

You are warmly invited to visit Pottery Gagliano Studio. This is a great opportunity to see a fully working pottery workshop.

Come and meet our talented and innovative ceramicists and discover their amazing collection of artworks.

Roberto Gagliano

Kate Henry

Sophie Passmore

Rachel and Robert Rankin


Jane Porter

Marcella Todaro

Cadi Froehlich

Tracey Locke

Raku Firing Demonstration. Date and time to be decided. Please check your social media for details.



The Oil Jar Collection
Roberto Gagliano

Type of venue:

STUDIO OR WORKSHOP

Archived open house

Contact:

07789 997 361

contact@potterygagliano.co.uk

www.potterygagliano.co.uk

www.facebook.com/potterygagliano/

www.instagram.com/potterygagliano/

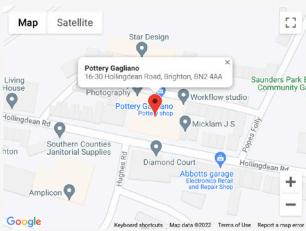
www.pinterest.co.uk/martoot85/


www.tiktok.com/@potterygagliano?lang=en

www.potterygagliano.co.uk


Location:

16-30 Hollingdean Road, Brighton, BN2 4AA





Sophie Passmore



Cadi Froehlich

6.6 Selecting a brochure image

A question frequently asked during registration is how to choose the best image for your brochure entry. Here are a few tips: In order to look good when printed in the brochure, images should be strong and have good contrast, i.e. a good range of dark and light tones. Generally, landscape or portrait (i.e. rectangular) images work better in the design space than square images or extremely elongated images. They need to be of a high enough resolution not to appear pixelated when reproduced.

To test that your image fulfils the above criteria, you could try printing out the image at the size it will reproduce in the brochure and see if it looks good. Also recommended is taking a look at last year's brochure to see what worked really well.

Generally clear, simple and well-defined images work best. Muddy and over complex images, including photographs of groups of artists work, look less good: composite images (a combination of several separate images as a single image file) not only don't work well when reproduced small, but are not accepted in the brochure for this very reason!

6.7 AOH leaflet and brochure distribution

The AOH leaflet map (print run 50,000) contains a detailed map showing the location of all AOH venues, plus an image and an address listing for each venue. You will be given a supply of leaflet maps to distribute around the city and wherever else you choose. You may like to distribute to shops, cafes, bars, galleries, hairdressers and dentists, for example, in your neighbourhood and beyond, as well as to your friends and buyers.

Most of the leaflet maps are distributed via a professional distribution service to London and throughout the South East. Many London distribution points, e.g. galleries and cultural centres, will not accept the AOH brochures as they are quite bulky, but are happy to take leaflet maps.

Visitors will use the leaflet map to direct them to the AOH website for further information, or direct them to open houses where they may pick up an AOH brochure.

The AOH brochure (print run 50,000) comes out in mid April and is distributed throughout the city and region by a professional distribution service, using a targeted distribution strategy, ensuring there is very little wastage of expensive brochures. You will be given a small supply of brochures, but these are for you to keep in your house rather than distribute, so that visitors to your house will know that they will be able to pick up a brochure from your venue throughout the festival.

6.8 AOH May festival timeline

Take a look at significant dates and deadlines that you will need to be aware of following registration, and in the lead up to the start of the festival:

<https://aoh.org.uk/for-artists/timeline/>

SYL OJALLA



«The brochure is widely distributed so you get good coverage and publicity»

AOH participant

Opening my house

« It's always enjoyable to be in, or to run an Open House, to talk to colleagues and those visiting and gauge reactions to the work »

AOH participant

7.1 Do I need insurance?

NB All open houses must take out public liability insurance! Don't try to add this to your household insurance, as it may invalidate it or raise your premium astronomically!

It is a part of the Terms and Conditions, which must be agreed to when registering to take part in the Artists Open Houses festival, that all open houses take out public liability insurance. It is essential that you have public liability insurance when you have members of the public visiting your home or studio. If someone has a serious accident in your house, you could be sued for a great deal of money.

This type of insurance will generally cover public liability only, i.e. injury to people visiting your house and not value of the work displayed. It is also possible for individual artists to take out their own insurance to cover possible loss or damage to their own work if they choose to.

We recommend taking out Public and Products Liability (PPL) insurance with the Artists Newsletter (a-n AIR) <https://www.a-n.co.uk/about/insurance/> a-n AIR operates the only policy dedicated to artists and costs around £40 per year. This payment means you also automatically become a member of a-n. For artists, the policy will provide around £5m cover. There are a variety of options, so it's worth taking a good look to check the details of what is covered, but here is some info:

In addition to the PPL and Professional Indemnity (PI) insurance included with a-n's Artist membership, brokers Hencilla Canworth Ltd and a-n have developed the Artists' Insurance Policy (AIP) for practising visual and applied artists wishing to buy additional insurance such as for artwork and materials, studio and contents, and employers' liability. Members can choose from pre-priced 'off-the-peg' or bespoke options at highly competitive prices.

7.2 Are there any other costs?

Open house hosts generally share all costs of taking part in the Artists Open Houses festival with their guest artists (see section below). How many guest artists you choose to invite to exhibit with you is entirely up to you. The more artists, the lower the costs all round, but the less space you will be able to allocate per artist. Most visitors enjoy looking round houses with a good variety of artists and makers, rather than venues with just one or two artists – but there is a limit, beyond which the house may feel like an overcrowded shop!

Costs of taking part will include your AOH festival listing fee, plus a trail-joining fee if you chose to join a trail and the trail has a membership fee. You must also take out public liability insurance as part of the Terms and Conditions of registering with AOH in case any accidents occur in your

open house. We recommend AN AIR (see insurance above), which is extremely reasonable.

All other costs are optional, but could include:

- AOH banner
- AOH bunting
- A private view, i.e. wine, soft drinks.
- A house publicity flyer (an e-flyer saves on print costs)
- A website dedicated to your open house
- Wrapping and sales materials
- Cash box



MARTINA BELOTTI

«an enjoyable time for
all sharing the house»

AOH participant

7.3 Should I share costs with artists showing in my house?

If it's the first time you've held an open house, you may feel slightly tentative about charging your guest artists. But, quite apart from the costs you will be incurring, you will also be undertaking the bulk of the work before, during and after the festival.

Before the festival starts this may include going to trail meetings, if you join a trail, designing or organizing the design of house flyers and/or private view invites, plus arranging for and hosting the private view if you have one.

During the festival your house will experience a certain amount of wear and tear, even possibly necessitating the repainting of rooms, filling in nail holes etc. after the festival is over, as well as regular vacuuming and dusting throughout the festival period!

« It's a chance to see beautiful art and to chat to artists who are so generous in sharing ideas with no pressure to buy »

AOH visitor

Throughout the festival you will have the responsibility for overseeing visitor payments for artwork, arranging collection of artwork and for paying your artists after the event. In addition, you are effectively providing a gallery space and acting as agent for your guest artists, providing visitors with information about their work and helping to sell it.

Most houses charge around £50 per artist, depending on the number of guest artists and the cost outlay. The fairest solution is to work out all your costs, e.g. listing fees, banner, private view, insurance, packaging, trail membership etc. and then divide this up between the number of artists taking part.

Most open houses also request a commission on sales of guest artists' work. This is generally around 10- 15% on works sold. Guest artists are expected to help out with invigilation, so some houses operate a system whereby those who can't, or don't want to invigilate, pay an additional commission, e.g. 20 – 25% on sales.

It is a really good idea to make these charges as feedback suggests that gaining these, possibly small, amounts of profit from your artists' sales, will work wonders in preventing any feelings of resentment occurring in very busy or stressful moments. And, remind yourself that you deserve some reward for your hard work and the opportunities you have provided for the other artists.

If you would like to invite artists to exhibit in your house but don't know of any working in the media you would like to exhibit, you could try Houses Seeking Artists on the AOH website:

<https://artists-seeking-houses.aoh.org.uk>

7.4 Do I need any extra publicity?

7.4.1 AOH banners

Investing in an Artists Open Houses banner, bearing the AOH logo is definitely worthwhile. Displaying a banner on the front of your house or in your garden is an excellent way of making your venue visible and clearly a part of the official AOH festival. Keeping your banner in position throughout the festival draws attention to your house during the week, providing publicity even when your house is shut. You can buy an AOH banner online, when registering your venue as part of the online registration process, or at any time up until mid March on the online artists 'retail' page, but you must first be registered with AOH. Once bought, you can reuse your banner year after year.



SYL OALLA

«It's a huge amount of fun
and increases our visibility
by 5 times »»

AOH participant

7.4.2 Social media and PR

AOH carries out a full social media and digital communications campaign throughout the year, including Twitter, Facebook, Pinterest and Instagram as well as a regular newsletter and blog. AOH currently has 11.5k followers on Twitter, 9,630 on Instagram and over 4.7k Facebook followers.

It's a great idea to set up your own accounts of all of the above and also to follow AOH on Twitter www.twitter.com/artistshouses and "like" the AOH Facebook page www.facebook.com/artistshouses Instagram www.instagram.com/artistsopenhouses

This way information about the AOH festival and individual open houses taking part in it, increases exponentially throughout the city and beyond.

The AOH social media team is happy to include any interesting news angles on open house artists in their regular Tweets and festival blogs. If you have any open house artists' news, contact: Fiona (AOH Festival Manager) at:

info@aoh.org.uk or Lisa (AOH Digi Comms Manager) at: lisa@aoh.org.uk

And if there is anything really newsworthy happening in your house, let us know and we can forward the info to our PR consultants, who may be able to provide coverage via local and national media outlets in print, online, radio and TV, as part of AOH's regular and high profile PR campaigns.

7.4.3 House flyers and e-flyers

Although by no means essential, some open houses like to design a publicity flyer for their venue to complement the AOH brochure, leaflet, website and other marketing and e-marketing carried out for you by AOH.

You will be able to find a number of local companies producing flyers at reasonable prices, which you will need to order a month or so before the start of the festival. Gemini Print at Shoreham offers excellent quality at competitive prices <https://www.gemini-print.co.uk/>

Brainstorming with other trail members may provide ideas for good places to target with your flyers: e.g. shops, cafes, other open houses on your trail... putting them through neighbours' doors has been a tried and tested method. It can also be a good idea to put your house flyers inside the AOH leaflet maps and distribute the two together.

You may however prefer to just design and mail-out an e-flyer, this will save on costs, but has the downside of going only to people who you already know.

7.4.4 Email lists

Gathering an email list from visitors to your house is a good idea. Leaving a visitors' book by the door, or asking visitors who buy your own and your artists work if they wouldn't mind leaving their email contact details, can be effective. The former is more suitable for creating a general emailing list, whilst the latter, being more targeted, is suitable for a more personal private view invitation list, if you choose to hold one.

7.4.5 Individual open house websites

Some open houses like to create their own dedicated open house website. While this may well be a bit too much to undertake in your first year of opening, longer term it can give your open house extra publicity beyond the festival period, especially via its links to the AOH website, which will direct visitors to your site throughout the year. It's a good way of providing information for any interested enquiries during the year, and gives you and the artists showing in your house an extra showcase for your work.

What else do I need to know?

8.1 Opening times

Opening times are really up to the individual venue, but most open houses tend to keep to the opening times of 11:00 – 17:00 or 12:00 – 18:00. Longer hours than this can sometimes make the day feel just a bit too long.

Each trail, as a semi-autonomous organisation, makes some decisions separately from AOH. Quite a few trails encourage, or stipulate, that all trail members keep the same opening hours. This does seem to work well as it is clearer and easier for visitors, causing less confusion and irritation. Visitors will often assume a trail's opening hours to be the same anyway.

Opening days for the festival are Saturdays and Sundays during the first four full weekends of May. However, some trails may ask their members to also open on the two bank holiday Mondays, while some studios, workshops etc. are open on weekdays as well. Allowances are made for these anomalies in the online registration process and brochure design.

8.2 Getting the house prepared

It's a good idea to put away all valuables and any easily movable objects in an upstairs room, or any room you won't be opening, and mark this area as private. De-cluttering, touching up the paintwork and generally cleaning up the areas you will be opening to the public makes the house more welcoming. It is also strongly recommended that you check out any dodgy floorboards, staircases etc. to prevent possible accidents to visitors.

Some open houses use sheets of boarding to cover up their shelves and alcoves, allowing extra wall space for hanging work. This provides obvious advantages, but at the same time can make your house look more like a gallery and part of the joy of open houses to many visitors, is that they look like someone's home!

You may also want to produce signs to indicate which rooms are open – including the toilet if you are permitting visitors to use it!

KATE STRACHAN



SYL QJALLA

«Love that it included both House and garden areas»

AOH visitor



JERRY WEBB



MARTINA BELOTTI

«...a beautiful, welcoming house full of exceptional diverse artists. Plus they have incredible cake which you can enjoy in their gorgeous sun trap of a garden»

AOH visitor



MARTINA BELOTTI



«It was hard work but lots of fun. We met many new neighbours, local artists and as a bunch of individuals who have recently taken up different skills, we were very encouraged by comments and sales»

AOH participant

8.3 Should I provide refreshments?

Of course it's an entirely personal decision whether or not you choose to provide refreshments for visitors - a decision that may depend on the size of your kitchen, garden or living area and supply of crockery. But many open houses enjoy providing homemade tea and cake, which can give a house a welcoming feel, encouraging people to stay longer and chat to the artists while perusing the work. Some visitors carefully select houses for their quality of cake! However other houses very definitely prefer to keep the focus entirely on the art... and this is up to you.

From a legal point of view, anything beyond tea and cakes – lunches for example – effectively makes you into a cafe and opens you up to the possibility of health and safety inspections. Charging for alcohol is illegal without a licence.

8.4 Laying out the show

How you choose to layout your show is really a decision of personal imagination and preference; one of the pleasures of opening your house is that you are the curator of your own house. You may have definite ideas about how you would like to display the work – taking advantage of the 'domestic' nature of your house, and the ways it differs from a 'white cube' gallery space. You may decide to 'theme' your show and select your artists or their work accordingly. Others in your trail may be able to offer the benefit of their experience, if you want it, and these subjects may be useful to discuss at trail meetings.

Deciding on a 'house style' is a good way to unite all the different work exhibited in your show. This can be done, for example, by brief information panels about each artist and maker, printed in a house style, being attached to the area where the artist's work is displayed. Some houses ask their artists to send price lists of the work they will be exhibiting in advance, so that they can design uniform and co-ordinated labels for each piece of work on show.

Some houses ask their artists to hang their own work, others ask them to drop it off, in good time (perhaps a week before) and prefer to decide where all the work should go themselves. This can be advisable, helping to avoid clashes of style or disagreements around fairness of space allocation and gives you the opportunity to work out what would work best where.

It is always a good idea to have a good price range of work to suit all visitor pockets, including smaller and larger pieces of work. Maybe include some prints or drawings alongside more expensive paintings. Greeting cards are a very good idea as visitors will often want to buy something from you even if they can't afford a larger work. Postcards with an image of your work and your contact details can be an excellent reminder for visitors who love your work and may take a card so that they contact you to buy from you in the future.

When hanging your own and guest artists' work, always resist the temptation to include every piece of work you and/or your other artists have available. It is really easy to overcrowd work and not allow it the space it needs to be fully appreciated. It's a good idea to keep the maxim "Less is more" in your head! You can always move things around during the festival weekends to give other work an airing if you need to. Providing browsers for displaying work not hung on the walls can be very good idea.

Remember, when it comes to space allocation, it's your house and you are the final arbiter!

8.5 Pricing and framing

When thinking about pricing and framing your work, it's generally a good idea to visit other open houses exhibiting work similar to yours and noting what you feel works well in terms of the presentation and pricing of the work. A frequently used rule of thumb, is asking yourself whether you would feel cheated if you sold a piece of work below a certain price – and then asking yourself how much you want and need to sell the work. You should also consider the hours spent creating the work, the cost of framing, or other costs as applicable.

Although work can often be more affordable when sold in artists' open houses, without gallery commission, if you have gallery representation, your gallery owner most likely will not appreciate your work being differently priced outside their gallery. It can also be considered that you are undervaluing your own work by offering it at a lesser price outside the gallery. So it is best to bear in mind that prices should stay pretty much the same for each piece of work wherever it is exhibited.

However, you may like to offer a special sale of older work in your open house. You could also include an area of less expensive drawings or other preparatory work that you wouldn't show in a gallery. Or, if you are taking part in the Artists' Support Pledge (see below), you may like to have a wall dedicated to Artist Support Pledge work where all work must be below the £200 limit.

Providing some work at an affordable price can be a very good way to enable a buyer to start collecting your work.

8.5.1 Artists support pledge

You might like to consider taking part in the Artist Support Pledge:

The idea is simple: Artists who commit to the pledge will post images of a work that's for sale for no more than £200. Each time their sales reach £1,000 they promise to buy another artist's work for £200.

How do I post on artist support pledge?

- 1 post your image/s on your Instagram account.
- 2 If possible use the ARTIST SUPPORT PLEDGE logo and text by reposting or using a screenshot (your image first)
- 3 give details of the work and price (no more than £200)
- 4 ask for anyone interested to DM you.

<https://artistsupportpledge.com>



«Its great to see original work
and discover artists I don't know»

AOH visitor





8.6 Invigilation

First time open houses often rightly predict the fun elements of hosting an open house – the sociability, the pleasure of visitors engaging with the work – but are frequently unprepared for how exhausting being on public display, non-stop, for a whole weekend can be. Very occasionally a member of the public may make you feel uneasy. Having friends and guest artists to help out with invigilation is invaluable. Most people prefer to have at least one invigilator in every room that you have open to the public, as a precaution against mishap and theft (which, by the way, is a seemingly very uncommon occurrence). However, some think this can be a bit intimidating for visitors. Certainly, if you're exhibiting small, expensive and easily re-moveable items, it's a very good idea to make sure someone is nearby at all times.

The best way to carry out invigilation is to divide the weekends up into time slots – two per day – and then work out how many slots each of your artists will need to undertake. It is a good idea to suggest to your artists that, once the invigilation rota is agreed and fixed, if they have to change their slot at the last minute, they will need to contact another of your artists and arrange a swap with them. It's a good idea for all your artists to have a copy of the invigilation rota and each other's contact details, so that they can do this without involving you!

«We thoroughly enjoyed the whole experience, even though it was exhausting! We enjoyed being able to meet some great people, and we had a really positive response to our work, and made a good few sales»

AOH participant



8.7 Private view

A private view is not obligatory and some people may feel it is a waste of time and money. But many open houses find that the advantages of holding a private view or opening party for friends, colleagues and previous buyers can be great. It opens the festival on a high note and a well-run private view really does promote sales, even those invitees who can't make it, or who don't buy anything on the night, are very likely to come back at another time. It can also feel like a reward for your own hard work and can provide a thank-you for the participants in your house.

One suggestion, gained from experience, is to free yourself up from serving drinks yourself, so that you can play the host. It is a good idea to draw up a rota giving your artists tasks, such as serving drinks, clearing glasses, red-dotting any sold work and taking payment for and recording artists' sales throughout the private view.

«I love meeting the artists, looking at the lovely work displayed in their homes, talking to the artists and makers about their work»

AOH visitor

8.8 Meeting and greeting visitors

Something requested by many first time open houses, is advice on how to treat visitors. We'd suggest it's always good to welcome visitors on arrival. It can be quite daunting to walk into a stranger's house, even if you're clearly clutching an AOH brochure, and it is very off-putting to be ignored. After an initial greeting, it's pretty much a matter of playing things by ear and by judging visitors' reactions. Some people want space and peace to look at the work uninterrupted and in their own time. But most really enjoy a chat with the artists – within reason.

For many, meeting and talking to the artists is a major part of the Artists Open Houses experience and what makes it so special and different from seeing work in a gallery setting. Good communication with visitors, making them feel welcome, often leads to a greater engagement with the work, which can then result in possible sales. But don't be offended if visitors are keener to talk about the colour of your walls than the work hung on them! And hopefully they will be looking at both.



8.9 Paying for work

Easy to overlook the first time you open your house, but presenting itself as a necessity, often within the first few hours of opening, is a cash box. This can be improvised with an empty plastic container, but a proper cash box with lock and key is generally a good investment. You will also need to get some small change from the bank in advance - £5 notes are particularly useful as people often pay with £10 notes for small items.

You will also need a sales book, listing all your artists' names and carefully writing down all sales for each artist. If possible, it is also good to write down the name and contact details of visitors making the purchases - especially if they are large purchases. How you do this is up to you; some people allow separate pages for each artist and others just write down sales and artists' names as they occur. Some artists, though, will ask for their payment pages at the end of the festival, both so that they have a list of their buyers details and also of their sales, to check for themselves that they have received the right payment from you and also so that they have the right information for their own accounts.

Some venues log sales using spreadsheet software, such as Microsoft Excel, to help them keep each artists' payments separate and adding them up automatically through the festival. You can also then print out the payment sheets for different artists easily at the end of the festival.

« **There's always something to buy... either as presents or to keep!** »

AOH visitor

8.10 Methods of payment

There are a variety of methods you may like to use when taking payment for purchases bought in your open house, other than straight forward cash payments.

One very popular way is to take payment by downloading an app on your smart phone. There are several methods available for doing this, but we recommend SumUp: <https://sumup.co.uk/>

A chip&pin reader device is also available, into which the customer inserts their card and verifies their pin details. This costs £50 and will process: Visa, MasterCard, AmEx, Vpay and Maestro (Credit and Debit Cards). SumUp holds a licence as payment provider by the Financial Conduct Authority (FCA) and is absolutely secure. There is a small charge for each transaction. If you have any questions you can call SumUp's customer support on 0203 5100 610, or send an email to support@sumup.com

If you are selling a larger piece of work you may prefer the buyer uses a bank transfer (bacs) to pay for the work. A bacs transfer can take up to three days to clear, so you may want to hang on to the work until the payment is received in your account.

For smaller items, if the buyer doesn't have sufficient cash on them and you live near a cash machine, you can always point visitors in that direction, so that they can make their payment to you in cash.

Whatever the method of payment, anyone buying a largish piece of work, will generally be asked to leave a small deposit of around 10% to secure the work. They will then need to return at the end of the festival to make the remainder of the payment and collect the work. Most open houses don't allow large pieces of work to be collected before the end of the festival, as this will leave significant gaps in the show, plus it always looks good to have a sprinkling of red dots around the walls, which can help encourage other sales. However exceptions can

occasionally be made if the visitor comes from far away and won't be returning to Brighton – and can pay cash! But you may prefer to arrange delivery of the work to them at the end of the festival if they can't pay in full. It is advisable not to let any expensive pieces of work be taken away until all payments have been cleared by the bank.

You may feel it is safest to handle all payment details yourself rather than hand responsibility to your guest artists – unless you have some artists exhibiting in your house who have expertise in handling large numbers of payments, sometimes under pressure if you are very busy. Jewellers and ceramicists frequently have more experience of this than fine artists! If anything goes wrong with the final sums, you will be the one who needs to work out where and ensure that in the end everyone is happy!

8.11 Suppliers

A few suggestions for things that you might need to buy when opening your house:

- Clarkes Stationers in Bond Street and Rymans in North Street can supply: cash box, red dot stickers, sticky-backed price labels, card for labeling, backing card for packaging prints, files, note and visitors' books
- Viking Direct supplies stationery and bubble wrap
- Adam Adams of Shoreham can provide paper bags, paperboard and bubble wrap Not sure about tubes? Check?!
- Gemini Print at Shoreham offer reliable, excellent quality for flyers, at competitive prices <https://www.gemini-print.co.uk/>

If you have questions on any of the subjects covered in this guide, or anything else relating to opening your house, please contact us at: info@aoh.org.uk

We hope you enjoy the experience of hosting your open house and wish you a successful festival.



STYLIA

Joining a trail: AOH Trail Contacts

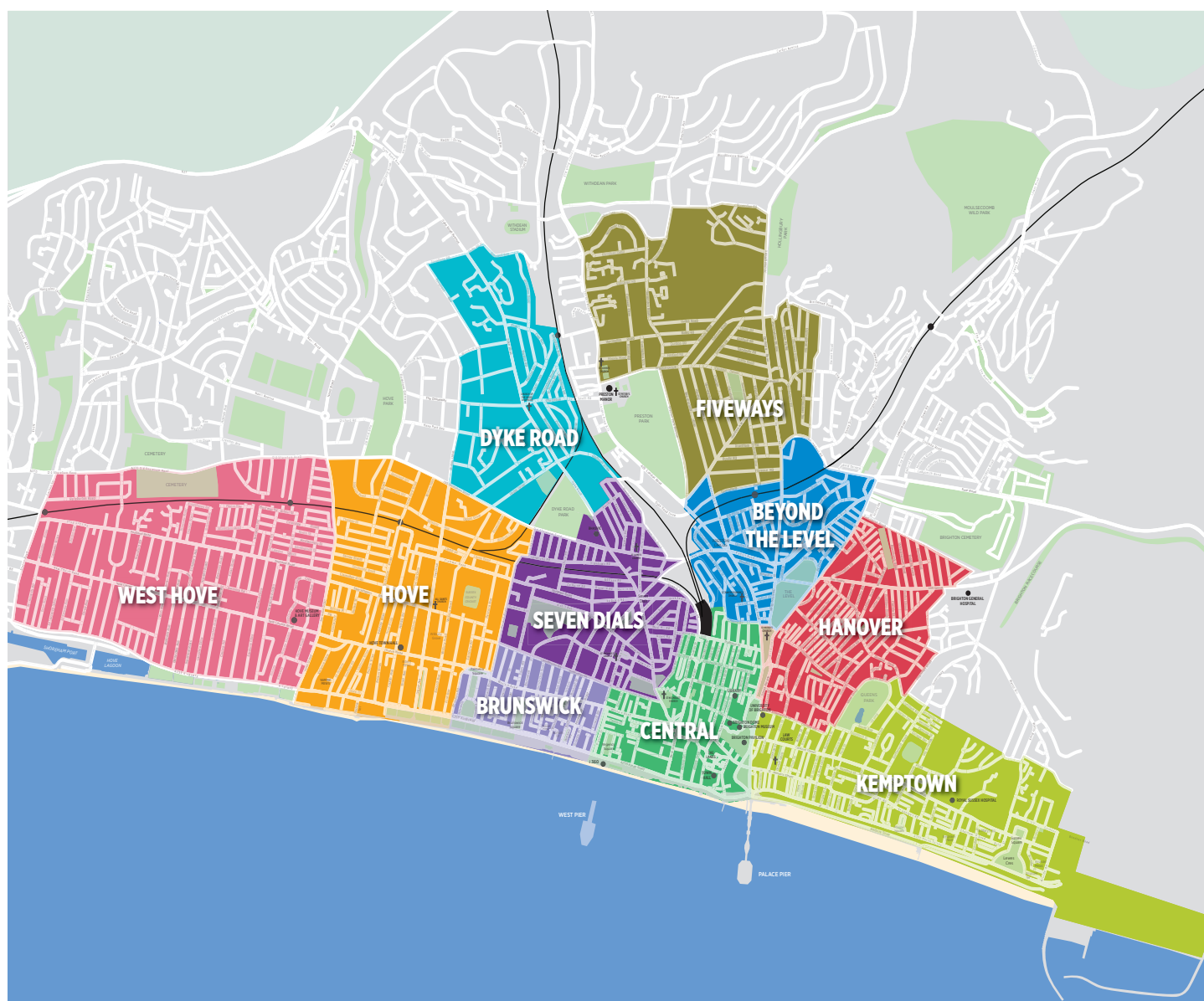
If you would like to join a trail in your area, you can contact your local Trail Contact, using the link below, who will give you individual trail joining details:

<https://aoh.org.uk/contact-us/trail-contacts-information/>

NB Trails only operate during the AOH May festivals.

Although trails are a part of Artists Open Houses, they operate individually and have their own joining criteria. It is not obligatory to join a trail in order to take part in AOH Festivals, but there can be advantages for Open Houses that do so. See: **6.1 Should I join a trail?** on page 10.

Below is a guide to the approximate areas covered by Open House trails in Brighton & Hove, have a look to see which area your house falls within.



Appendix

Covid 19 Information

At present, there is no requirement to wear a mask when in a public space, such as an Open House. However, you may wish to request visitors to wear a mask in your venue if it makes you feel safer. You could also ask visitors to use hand sanitiser on entry to your venue. You might also wish to consider implementing a maximum number of visitors at any one time, based on the specific floor area of your venue.

Face masks

Should the requirement on mask wearing change by May 2022, AOH will provide all participating Open Houses with a poster to download and display, requesting all visitors to wear a face mask.

Visitor Numbers

There are currently no legal restrictions on visitor numbers. However, should the situation in May make it necessary, AOH will recommend that you consider restricting how many visitors you admit at any one time to your open house, and will provide an explanation of how to gauge a maximum number for the safety of artists and visitors. We will also provide all participating open houses with a Maximum visitor number poster to download and display at the entrance to your venue.

Refreshments and Private Views

There are currently no restrictions on serving refreshments to the public, nor are there any restrictions on holding a Private View. However if circumstances should change, we will advise you on the best ways to manage visitor numbers to Private Views (e.g offering timed sessions, or holding a series of small private viewing opportunities over the festival period), as well as offering advice on all other areas as necessary.